


Annexure - A [Page - 1/2)

CLAUSE 35 OF EQUITY LISTING AGREEMENT

(I) (a) STATEMENT SHOWING SHAREHOLDING PATTERN

| | | | |
|---|--------------------------------------|--|---|
| Name of the Company (Scrip) : | | TATA METALIKS LIMITED | |
| Class of Security: | | EQUITY | |
| Scrip Code : (BSE) | 513434 | NSE | TATAMETALI |
| Quarter Ended: | | December 31, 2012 | |
| (I) | (II) | (III) | (IV) |
| Partly paid-up shares:- | No. of partly paid-up shares | As a % of total no. of partly paid-up shares | As a % of total no. of shares of the company |
| Held by promoter/promoters group | | | |
| Held by public | | | |
| Total : | 0 | 0 | 0.000 |
| Outstanding convertible securities: | | | |
| | No. of outstanding securities | As a % of total No. of outstanding convertible securities | As a % of total no. of shares of the company, assuming full conversion of the convertible securities |
| Held by promoter/promoters group | 0 | | |
| Held by public | 0 | | |
| Total : | 0 | 0 | 0.000 |
| Warrants:- | | | |
| | No. of warrants | As a % of total no. of warrants | As a % of total no. of shares of the company, assuming full conversion of warrants |
| Held by promoter/promoters group | 0 | | |
| Held by public | 0 | | |
| Total : | 0 | 0 | 0.000 |
| Total paid-up capital of the company assuming full conversion of warrants and convertible securities | 25,288,000 | 100% | 252,880,000.00 |




Annexure - A [Page - 2/2]

CLAUSE 35 OF EQUITY LISTING AGREEMENT

(I) (a) STATEMENT SHOWING SHAREHOLDING PATTERN

| Name of the Company (Scrip) : | | TATA METALIKS LIMITED | | | Class of Security: | | EQUITY | |
|-------------------------------|--|-----------------------|------------------------|--|---|----------------------------|--|-----------------------|
| Scrip Code : | | BSE | 513434 | NSE | TATAMETALI | | | |
| Quarter Ended: | | December 31, 2012 | | | | | | |
| Category Code | Category of Shareholder | No of Share holders | Total Number of Shares | No of Shares held in dematerialized form | Total shareholding as a % of total number of shares | | Shares pledged or otherwise encumbered | |
| | | | | | As a percentage of (A+B) | As a percentage of (A+B+C) | Number of shares | As a percentage |
| (I) | (II) | (III) | (IV) | (V) | (VI) | (VII) | (VIII) | (IX)= (VIII)/(IV)*100 |
| (A) | Promoter and Promoter Group | | | | | | | |
| (1) | INDIAN | | | | | | | |
| (a) | Indian Individuals/ Hindu Undivided Family | 2 | 550 | 550 | 0.002 | 0.002 | | 0.000 |
| (b) | Central Government/ State Government(s) | | 0 | | 0.000 | 0.000 | | |
| (c) | Body Corporates | 2 | 12667590 | 12667590 | 50.093 | 50.093 | | 0.000 |
| (d) | Financial Institutions / Banks | | | | 0.000 | 0.000 | | |
| (e) | Any Other | | | | 0.000 | 0.000 | | |
| | Sub Total (A) (1) | 4 | 12668140 | 12668140 | 50.095 | 50.095 | 0 | 0.000 |
| (2) | Foreign | | | | | | | |
| a | Individuals (Non Resident Individuals / Foreign Individuals) | 0 | 0 | 0 | 0.000 | 0.000 | | |
| b | Bodies Corporate | 0 | 0 | 0 | 0.000 | 0.000 | | |
| c | Institutions | | | | | | | |
| d | Qualified Foreign Investor | | | | | | | |
| e | Any Other | | | | | 0.000 | | |
| | Sub Total (A) (2) | 0 | 0 | 0 | 0.000 | 0.000 | | |
| | Total Shareholding of Promoter and Promoter Group A= (A)(1) + (A)(2) | 4 | 12668140 | 12668140 | 50.095 | 50.095 | 0 | 0.000 |
| (B) | Public Shareholding | | | | | | | |
| (1) | Institutions | | | | | | N.A | N.A |
| a | Mutual Funds & UTI | 3 | 500 | 0 | 0.002 | 0.002 | | |
| b | Financial Institutions / Banks | 4 | 5585 | 5485 | 0.022 | 0.022 | | |
| c | Central Government /State Government(s). | 1 | 250000 | 250000 | 0.989 | 0.989 | | |
| d | Venture Capital Funds | | | | 0.000 | 0.000 | | |
| e | Insurance Companies | 2 | 591451 | 591451 | 2.339 | 2.339 | | |
| f | Foreign Institutional Investors (SEBI-registered) | 3 | 15462 | 14962 | 0.061 | 0.061 | | |
| g | Foreign Venture Capital Investors | | | | 0.000 | 0.000 | | |
| h | Qualified Foreign Investor | | | | | | | |
| i | Any Others | | | | 0.000 | 0.000 | | |
| | Sub Total (B) (1) | 13 | 862998 | 861898 | 3.413 | 3.413 | 0 | 0.000 |
| (2) | Non Institutions | | | | | | N.A | N.A |
| a | Bodies Corporate | 597 | 1378713 | 1369713 | 5.452 | 5.452 | | |
| b | i) Individuals shareholders holding nominal share capital up to Rs. 1 Lakh | 49042 | 8583020 | 6784729 | 33.941 | 33.941 | | |
| | ii) Individuals shareholders holding nominal share capital excess of Rs. 1 Lakh | 56 | 1494026 | 1494026 | 5.908 | 5.908 | | |
| c | Qualified Foreign Investor | | | | | | | |
| d | Any Others | | | | | | | |
| | NRI / OCB | 368 | 163109 | 163009 | 0.645 | 0.645 | | |
| | Trusts | 4 | 5500 | 5500 | 0.022 | 0.022 | | |
| | Clearing Members | 186 | 132494 | 132494 | 0.524 | 0.524 | | |
| | Sub Total (B) (2) | 50253 | 11756862 | 9949471 | 46.492 | 46.492 | 0 | 0.000 |
| | Total Public Shareholding B= (B)(1) + (B)(2) | 50266 | 12619860 | 10811369 | 49.905 | 49.905 | 0 | 0.000 |
| | Total Public Shareholding (A) + (B) | 50270 | 25288000 | 23479509 | 100.000 | 100.000 | 0 | 0.000 |
| (C) | Shares held by Custodians and against which Depository Receipts have been issued | | | | | 0.000 | | |
| | Grand Total (A) + (B) + (C) | 50270 | 25288000 | 23479509 | 100.000 | 100.000 | 0 | 0.000 |

NOTE :




Annexure II - (I) (b)

(I) (b) Statement showing holding of securities (including shares, warrants, convertible securities) of persons belonging to the category "Promoter and Promoter Group"

| Name of the Company (Scrip) : | | TATA METALIKS LIMITED | | | | | | | | | |
|-------------------------------|---|------------------------|------------------------------------|-----------------------|--------------------|--|-------------------------|---|---------------------------------------|---|--|
| Scrip Code: | | BSE | 513434 | | | | NSE | TATAMETALI | | | |
| Quarter Ended: | | December 31, 2012 | | | | | | | | | |
| SRL No | Name Of the ShareHolder | Details of Shares held | | Encumbered shares (*) | | | Details of warrants | | Details of convertible securities | | Total shares (including underlying shares assuming full conversion of warrants and convertible securities) as a % of diluted share capital |
| | | Number | As a % of grand total (A)+(B)+(C) | Number | As a percentage | As a % of grand total (A)+(B)+(C) of sub-clause (I)(a) | Number of warrants held | As a % total number of warrants of the same class | Number of convertible securities held | As a % total number of convertible securities of the same class | |
| (I) | (II) | (III) | (IV) | (V) | (VI)=(V)/(III)*100 | (VII) | (VIII) | (IX) | (X) | (XI) | (XII) |
| 1 | THE TATA IRON AND STEEL COMPANY LIMITED | 11799992 | 46.662% | | 0.000% | 0.000% | | 0.000% | | 0.000% | 46.662% |
| 2 | KALIMATI INVESTMENT COMPANY LIMITED | 867598 | 3.431% | | 0.000% | 0.000% | | 0.000% | | 0.000% | 3.431% |
| 3 | HARSH KUMAR JHA Jointly MRIDULA JHA | 300 | 0.001% | | 0.000% | 0.000% | | 0.000% | | 0.000% | 0.001% |
| 4 | ASHOK KUMAR | 250 | 0.001% | | 0.000% | 0.000% | | 0.000% | | 0.000% | 0.001% |
| Total: | | 12668140 | 50.095% | 0 | 0.000% | 0.000% | 0 | 0.000% | 0 | 0.000% | 50.095% |


(*) The term "encumbrance" has the same meaning as assigned to it in regulation 28(3) of the SAST Regulations, 2011.



Annexure II - (I) (c) (i)


(I) (c) (i) Statement showing holding of securities (including shares, warrants, convertible securities) of persons belonging to the category "Public" and holding more than 1% of the total number of shares

| Name of the Company (Scrip) : | | TATA METALIKS LIMITED | | | | | | |
|--------------------------------------|--|------------------------|---|-------------------------|---|---------------------------------------|---|--|
| Scrip Code : | | 513434 (BSE) | | TATAMETALI (NSE) | | | | |
| Quarter Ended: | | December 31, 2012 | | | | | | |
| SRL No | Name Of the ShareHolder | Details of Shares held | | Details of warrants | | Details of convertible securities | | Total shares (including underlying shares assuming full conversion of warrants and convertible securities) as a % of diluted share capital |
| | | No of Shares held | Shares as a % of total number of shares (i.e., Grand Total (A) +(B)+ (C) indicated in Statement at para (I) (a) | Number of warrants held | As a % total number of warrants of the same class | Number of convertible securities held | As a % total number of convertible securities of the same class | |
| 1 | PATTON INTERNATIONAL LTD | 346424 | 1.370% | | 0.000% | | 0.000% | 1.370% |
| 2 | GENERAL INSURANCE CORPORATION OF INDIA | 326451 | 1.291% | | 0.000% | | 0.000% | 1.291% |
| 3 | THE ORIENTAL INSURANCE COMPANY LTD | 265000 | 1.048% | | 0.000% | | 0.000% | 1.048% |
| | Total: | 937875 | 3.709% | 0 | 0.000% | 0 | 0.000% | 3.709% |



Annexure II - (I) (c)(ii)


| (I) (c)(ii) Statement showing holding of securities (including shares, warrants, convertible securities) of persons belonging to the category "Public" and holding more than 5% of the total number of shares | | | | | | | | |
|---|--------------------------------------|------------------------------|--|-------------------------|---|---------------------------------------|---|--|
| | Name of the Company (Scrip) : | TATA METALIKS LIMITED | | | | | | |
| | Scrip Code : | 513434 (BSE) | TATAMETALI (NSE) | | | | | |
| | Quarter Ended: | December 31, 2012 | | | | | | |
| SRL No | Name Of the ShareHolder | Details of Shares held | | Details of warrants | | Details of convertible securities | | Total shares (including underlying shares assuming full conversion of warrants and convertible securities) as a % of diluted share capital |
| | | No of Shares held | Shares as a % of total number of shares {i.e., Grand Total (A) +(B)+ (C) indicated in Statement at para (I) (a)} | Number of warrants held | As a % total number of warrants of the same class | Number of convertible securities held | As a % total number of convertible securities of the same class | |
| | | | 0.000% | | 0.000% | | 0.000% | 0.000% |
| | | | 0.000% | | 0.000% | | 0.000% | 0.000% |
| | | | 0.000% | | 0.000% | | 0.000% | 0.000% |
| | Total: | 0 | 0.000% | 0 | 0.000% | 0 | 0.000% | 0.000% |



Annexure II - (I) (d)

(I)(c) STATEMENT SHOWING details of locked-in shares

| Name of the Company (Scrip) : | | TATA METALIKS LIMITED | | |
|--------------------------------------|-------------------------|------------------------|--|------------------------------------|
| Scrip Code : | | 513434 (BSE) | TATAMETALI (NSE) | |
| Quarter Ended: | | December 31, 2012 | | |
| SRL No | Name Of the ShareHolder | No of locked-in Shares | Locked-in Shares as a % of total number of shares {i.e., Grand Total (A) +(B)+ (C) indicated in Statement at para (I) (a) above} | Promoter / Promoter Group / Public |
| 1 | | | 0.00% | |
| 2 | NIL | | 0.00% | |
| 3 | | | 0.00% | |
| Total: | | 0 | 0.00% | |



Annexure II - (II) (a)

(11)(a) STATEMENT details of Depository Receipts(DRs)


| Name of the Company (Scrip) : | | TATA METALIKS LIMITED | | |
|--------------------------------------|---|------------------------------|---|---|
| | Scrip Code : | 513434 (BSE) | TATAMETALI (NSE) | |
| | Quarter Ended: | December 31, 2012 | | |
| SRL No | Type of outstanding DR (ADRs, GDRs, SDRs, etc.) | Type of outstanding DRs | No of Shares underlying outstanding DRs | Shares underlying outstanding DRs as a % of total no of shares{i.e.,Grand Total (A) +(B)+ (C) indicated in Statement at para (1) (a)} |
| 1 | | | | |
| 2 | NIL | | | |
| 3 | | | | |
| | Total: | | | |



Annexure II - (II) (b)

(II) (b) STATEMENT SHOWING HOLDING of Depository Receipts(DRs) where underlying shares are in excess of 1% of the total number of shares

| Name of the Company (Scrip) : | | TATA METALIKS LIMITED | | |
|--------------------------------------|--------------------------|--|---|--|
| | Scrip Code (BSE): | 513434 (BSE) | TATAMETALI (NSE) | |
| | Quarter Ended: | December 31, 2012 | | |
| SRL No | Name Of the DR Holder | Type of otstndg DR(ADRs,GDRs,SDRs,etc) | No of Shares underlying outstanding DRs | Shares undrlying outstanding DRs as a % of total no of shares{i.e.,Grand Total (A) +(B)+ (C) indicated in Statement at para (1) (a)} |
| 1 | | | | |
| 2 | NIL | | | |
| 3 | | | | |
| | Total: | | | |



Annexure III - (a)

CLAUSE 35 OF EQUITY LISTING AGREEMENT

(I) (a) STATEMENT SHOWING SHAREHOLDING PATTERN

| Name of the Company (Scrip) : | | TATA METALIKS LIMITED | | | Class of Security: | | EQUITY |
|-------------------------------|--|--|----------|----------|--------------------------------|------------------------------|----------------------------|
| Scrip Code : | | BSE | 513434 | NSE | TATAMETALI | | |
| Quarter Ended: | | December 31, 2012 | | | | | |
| Category Code | Category of Shareholder | Number of Voting Rights held in each class of Securities | | | Total Voting Rights (III+IV+V) | Total Voting Rights i.e (VI) | |
| | | EQUITY (X) | Y | Z | | As a percentage of (A+B) | As a percentage of (A+B+C) |
| (I) | (II) | (III) | (IV) | (V) | (VI) | (VII) | (VIII) |
| (A) | Promoter and Promoter Group2 | | | | | | |
| (1) | INDIAN | | | | | | |
| (a) | Indian Individuals/ Hindu Undivided Family | 550 | | | 550 | 0.002 | 0.002 |
| (b) | Central Government/ State Government(s) | | 0 | | | | |
| (c) | Body Corporates | 12667590 | | | 12667590 | 50.093 | 50.093 |
| (d) | Financial Institutions / Banks | | | | | | |
| (e) | Any Other | | | | | | |
| | Sub Total (A) (1) | 12668140 | 0 | 0 | 12668140 | 50.095 | 50.095 |
| (2) | Foreign | | | | | | |
| a | Individuals (Non Resident Individuals / Foreign Individuals) | | | | | | |
| b | Bodies Corporate | 0 | | 0 | | | |
| c | Institutions | | | | | | |
| d | Qualified Foreign Investor | | | | | | |
| e | Any Other | | | | | | |
| | Sub Total (A) (2) | 0 | 0 | 0 | 0 | | |
| | Total Shareholding of Promoter and Promoter Group A= (A)(1) + (A)(2) | 12668140 | 0 | 0 | 12668140 | 50.095 | 50.095 |
| (B) | Public Shareholding | | | | | | |
| (1) | Institutions | | | | | N.A | N.A |
| a | Mutual Funds & UTI | 500 | | | 500 | 0.002 | 0.002 |
| b | Financial Institutions / Banks | 5585 | | | 5585 | 0.022 | 0.022 |
| c | Central Government /State Government(s). | 250000 | | | 250000 | 0.989 | 0.989 |
| d | Venture Capital Funds | | | | 0 | | 0.000 |
| e | Insurance Companies | 591451 | | | 591451 | 2.339 | 2.339 |
| f | Foreign Institutional Investors (SEBI-registered) | 15462 | | | 15462 | 0.061 | 0.061 |
| g | Foreign Venture Capital Investors | | | | | | |
| h | Qualified Foreign Investor | | | | | | |
| i | Any Others | | | | | | |
| | Sub Total (B) (1) | 862998 | 0 | 0 | 862998 | 3.413 | 3.413 |
| (2) | Non Institutions | | | | | N.A | N.A |
| a | Bodies Corporate | 1378713 | | | 1378713 | 5.452 | 5.452 |
| b | i) Individuals shareholders holding nominal sharecapital up to Rs. 1 Lakh | 8583020 | | | 8583020 | 33.941 | 33.941 |
| | ii) Individuals shareholders holding nominal sharecapital excess of Rs. 1 Lakh | 1494026 | | | 1494026 | 5.908 | 5.908 |
| c | Qualified Foreign Investor | | | | | | |
| d | Any Others | | | | 0 | 0.000 | 0.000 |
| | NRI / OCB | 163109 | | | 163109 | 0.645 | 0.645 |
| | Trusts | 5500 | | | 5500 | 0.022 | 0.022 |
| | Clearing Members | 132494 | | | 132494 | 0.524 | 0.524 |
| | Sub Total (B) (2) | 11756862 | 0 | 0 | 11756862 | 46.492 | 46.492 |
| | Total Public Shareholding B= (B)(1) + (B)(2) | 12619860 | 0 | 0 | 12619860 | 49.905 | 49.905 |
| | Total Public Shareholding (A) + (B) | 25288000 | 0 | 0 | 25288000 | 100.000 | 100.000 |
| (C) | Shares held by Custodians and against which Depository Receipts have been issued | | | | | | |
| | Grand Total (A) (B) + (C) | 25288000 | 0 | 0 | 25288000 | 100.000 | 100.000 |

NOTE :

