

Tata Steel Limited

CLAUSE 35 OF EQUITY LISTING AGREEMENT (pre)


(I) (a) Statement showing Shareholding Pattern

| Name of the Company: | | TATA STEEL LIMITED | |
|--|--|-------------------------------------|---|
| Scrip Code, Name of the scrip, class of security: | | 500470 | |
| Quarter Ended | | 31st March 2013 | |
| Partly paid-up shares:- | | No. of partly paid-up shares | As a % of total no. of partly paid-up shares |
| Held by Promoter / Promoters Group | | 0 | 0.00 |
| Held by public | | 0 | 0.00 |
| Total | | 0 | 0.00 |
| Outstanding convertible securities:- | | No. of outstanding | As a % of total No. of |
| Held by Promoter / Promoters Group | | 0 | 0.00 |
| Held by public* | | | |
| FCCBs | | 5,469.35 | 100.00 |
| Total | | 5,469.35 | 100.00 |
| <i>*FCCBs</i> <i>These represent 42596510 underlying shares for outstanding Foreign Currency Convertible Bonds issued by the company in November 2009 aggregating to US\$ 546.935 Million. The FCCBs are convertible at any time on and after 31 December 2009 up to 11 November 2014 by holders of Exchange Bonds at a conversion price of Rs 595.2578/share and at a fixed US\$INR conversion rate of 16.36</i> | | | |
| Warrants:- | | No. of warrants | As a % of total no. of warrants |
| Held by Promoter / Promoters Group | | 0 | 0.00 |
| Held by public | | 0 | 0.00 |
| Total | | 0 | 0.00 |
| Total paid-up capital of the company assuming full conversion convertible securities | | 1013811739 | |

| Category code (I) | Category of Shareholder (II) | Number of shareholders (III) | Total number of shares (IV) | Number of shares held in dematerialised form (V) | Total Shareholding as a percentage of total number of shares | | Shares pledged or otherwise encumbered | |
|-------------------|--|------------------------------|-----------------------------|--|--|----------------------------------|--|--|
| | | | | | As a percentage of (A+B) (VI) | As a percentage of (A+B+C) (VII) | Number of shares (VIII) | As a Percentage (IX)=(VIII) / (IV)*100 |
| (A) | Shareholding of Promoter and Promoter Group Indian | | | | | | | |
| (a) | Individuals / Hindu Undivided Family | 0 | 0 | 0 | 0.00 | 0.00 | 0 | 0 |
| (b) | Central Government / State Governments(s) | 0 | 0 | 0 | 0.00 | 0.00 | 0 | 0 |
| (c) | Bodies Corporate | 22 | 303482902 | 303482337 | 31.96 | 31.25 | 20000000 | 6.59 |
| (d) | Financial Institutions / Banks | 0 | 0 | 0 | 0.00 | 0.00 | 0 | 0 |
| (e) | Any Other (Trust) | 2 | 1031460 | 1031460 | 0.11 | 0.10 | 0 | 0 |
| | Sub-Total (A) (1) | 24 | 304514362 | 304513787 | 32.07 | 31.35 | 20000000 | 6.57 |
| (2) | Foreign | | | | | | | |
| (a) | Individuals (Non-Resident Individuals / Foreign Individuals) | 0 | 0 | 0 | 0.00 | 0.00 | 0 | 0 |
| (b) | Bodies Corporate | 0 | 0 | 0 | 0.00 | 0.00 | 0 | 0 |
| (c) | Institutions | 0 | 0 | 0 | 0.00 | 0.00 | 0 | 0 |
| (d) | Qualified Foreign Investor | 0 | 0 | 0 | 0.00 | 0.00 | 0 | 0 |
| (e) | Any Other (specify) | 0 | 0 | 0 | 0.00 | 0.00 | 0 | 0 |
| | Sub-Total (A) (2) | 0 | 0 | 0 | 0.00 | 0.00 | 0 | 0 |
| | Total Shareholding of Promoter and Promoter Group | 24 | 304514362 | 304513787 | 32.07 | 31.35 | 20000000 | 6.57 |
| (B) | Public Shareholding Institutions | | | | | | | |
| (a) | Mutual Funds / UTI | 307 | 32827764 | 32768397 | 3.46 | 3.38 | | |
| (b) | Financial Institutions / Banks | 373 | 4991974 | 4781888 | 0.53 | 0.52 | | |
| (c) | Central Government / State Governments(s) | 7 | 121659 | 10382 | 0.01 | 0.01 | | |
| (d) | Venture Capital Funds | 0 | 0 | 0 | 0.00 | 0.00 | | |
| (e) | Insurance Companies | 148 | 226693084 | 226691859 | 23.88 | 23.34 | N.A | |
| (f) | Foreign Institutional Investors | 511 | 134527705 | 134500048 | 14.17 | 13.85 | | |
| (g) | Foreign Venture Capital Investors | 0 | 0 | 0 | 0.00 | 0.00 | | |
| (h) | Qualified Foreign Investor | 0 | 0 | 0 | 0.00 | 0.00 | | |
| (i) | Any Other (specify) | | | | | | | |
| (i - 1) | Foreign Institutional Investors - DR | 2 | 202065 | 202065 | 0.02 | 0.02 | | |
| (i - 2) | Foreign Bodies - DR | 1 | 16379 | 16379 | 0.00 | 0.00 | | |
| (i - 3) | Foreign National - DR | 1 | 450 | 450 | 0.00 | 0.00 | | |
| | Sub-Total (B) (1) | 1350 | 399381080 | 398971468 | 42.07 | 41.12 | 0.00 | 0.00 |
| (2) | Non-Institutions | | | | | | | |
| (a) | Bodies Corporate | 7439 | 28189021 | 22716849 | 2.97 | 2.90 | | |
| (b) | Individuals - | | | | | | | |
| i | Individual shareholders holding nominal share capital upto Rs 1 lakh | 1056961 | 189904214 | 164430821 | 20.00 | 19.56 | | |



| | | | | | | | | |
|--|--|----------------|------------------|------------------|---------------|---------------|-----------------|-------------|
| ii | Individual shareholders holding nominal share capital in excess of Rs. 1 lakh | 1,215 | 27,482,004 | 25,051,898 | 2.89 | 2.83 | | |
| (c) | Qualified Foreign Investor | 0 | 0 | 0 | 0.00 | 0.00 | | |
| (d) | Any Other (specify) | | | | | | | |
| i | Foreign Corporate Bodies | 6 | 5625 | 4500 | 0.00 | 0.00 | | |
| Sub-total (B) (2) | | 1066621 | 245580864 | 212204068 | 25.86 | 25.29 | 0.00 | 0.00 |
| Total Public Shareholding (B) = (B)(1)+(B)(2) | | 1066971 | 644961944 | 611175536 | 67.93 | 66.41 | 0.00 | 0.00 |
| TOTAL (A)+(B) | | 1066995 | 949476306 | 915689333 | 100.00 | 97.77 | 20000000 | 2.11 |
| (C) | Shares held by Custodians and against which Depository Receipts have been issued | | | | | | | |
| (1) | Promoter and Promoter Group | 0 | 0 | 0 | | 0.00 | | |
| (2) | Public | 1 | 21738923 | 21738923 | | 2.24 | | |
| GRAND TOTAL (A)+(B)+(C) | | 1066996 | 971215229 | 937428256 | | 100.00 | 20000000 | 2.06 |





(1) (b) Statement showing holding of securities (including shares, warrants, convertible securities) of persons belonging to the category "Promoter and Promoter Group"

| Sr. No. (I) | Name of the shareholder (II) | Details of Shares held | | Encumbered Share | | Details of warrants | | Details of convertible securities | | Total shares (including underlying shares assuming full conversion of warrants and convertible securities) as a % of diluted share capital (XII) | |
|-------------|-------------------------------------|--------------------------|--|----------------------|--|--|-----------------------------|---|--|--|---|
| | | No. of Shares held (III) | As a % of Grand Total (A)+(B)+(C) (IV) | Number of Shares (V) | As a Percentage (VI) = (V)/(III) * 100 | As a % of grand total (A)+(B)+(C) of sub-clause (1)(a) (VII) | No. of warrants held (VIII) | As a % of total warrants of the same class (IX) | No. of convertible securities held (X) | | As a % of total convertible securities of same class (XI) |
| 1 | TATA SONS LIMITED | 26683525 | 29.75 | 20000000 | 6.92 | 2.00 | 0 | 0.00 | 0 | 0.00 | 28.50 |
| 2 | TATA MOTORS LIMITED | 4422497 | 0.49 | 0 | 0.00 | 0.00 | 0 | 0.00 | 0 | 0.00 | 0.44 |
| 3 | TATA CHEMICALS LTD | 2491977 | 0.26 | 0 | 0.00 | 0.00 | 0 | 0.00 | 0 | 0.00 | 0.25 |
| 4 | TATA INVESTMENT CORPORATION LIMITED | 3365885 | 0.35 | 0 | 0.00 | 0.00 | 0 | 0.00 | 0 | 0.00 | 0.33 |
| 5 | FWART INVESTMENTS LIMITED | 1795142 | 0.18 | 0 | 0.00 | 0.00 | 0 | 0.00 | 0 | 0.00 | 0.18 |
| 6 | RIJUNIVAJKA INVESTMENTS LIMITED | 1168393 | 0.12 | 0 | 0.00 | 0.00 | 0 | 0.00 | 0 | 0.00 | 0.11 |
| 7 | SIR DORABJI TATA TRUST | 822460 | 0.08 | 0 | 0.00 | 0.00 | 0 | 0.00 | 0 | 0.00 | 0.08 |
| 8 | SHEERA PROPERTIES LIMITED | 491542 | 0.55 | 0 | 0.00 | 0.00 | 0 | 0.00 | 0 | 0.00 | 0.05 |
| 9 | TATA INDUSTRIES LIMITED | 791675 | 0.08 | 0 | 0.00 | 0.00 | 0 | 0.00 | 0 | 0.00 | 0.08 |
| 10 | SIR RATAN TATA TRUST | 188200 | 0.02 | 0 | 0.00 | 0.00 | 0 | 0.00 | 0 | 0.00 | 0.02 |
| 11 | TATA GLOBAL BEVERAGE LTD | 12021 | 0.00 | 0 | 0.00 | 0.00 | 0 | 0.00 | 0 | 0.00 | 0.00 |
| 12 | TITAN INDUSTRIES LIMITED | 2025 | 0.00 | 0 | 0.00 | 0.00 | 0 | 0.00 | 0 | 0.00 | 0.00 |
| 13 | TATA CAPITAL LIMITED | 13600 | 0.00 | 0 | 0.00 | 0.00 | 0 | 0.00 | 0 | 0.00 | 0.00 |
| | TOTAL | 304514362 | 31.35 | 20000000 | 6.57 | 2.06 | 0 | 0.00 | 0 | 0.00 | 30.04 |

#TATA AIA LIFE INSURANCE COMPANY LIMITED is not considered part of Promoter Group holds 22,41,352 Ordinary Shares representing 0.23% of the paidup Ordinary Share Capital. Accordingly, holding of Tata AIA Life Insurance Company Ltd is included under Public Shareholding under the heading "Institutions Insurance Companies"

(1) (c) (i) Statement showing holding of securities (including shares, warrants, convertible securities) of persons belonging to the category "Public" and holding more than 1% of the total number of shares

| Sr. No. (I) | Name of the shareholder (II) | Details of Shares held | | Details of warrants | | Details of convertible securities | | Total shares (including underlying shares assuming full conversion of warrants and convertible securities) as a % of diluted share capital |
|-------------|---|------------------------|--|----------------------|--|------------------------------------|---|--|
| | | No. of Shares held | Shares as a percentage of total number of shares (i.e. Grand Total (A)+(B)+(C) indicated in Statement at para (1) (a)) | No. of warrants held | As a % of total number of warrants of the same class | No. of convertible securities held | % w.r.t. total number of convertible securities of same class | |
| 1 | LIFE INSURANCE CORPORATION OF INDIA | 145,467,247 | 14.98 | 0 | 0.00 | 0 | 0.00 | 14.35 |
| 2 | HDFC TRUSTEE COMPANY LIMITED | 16,880,099 | 1.74 | 0 | 0.00 | 0 | 0.00 | 1.67 |
| 3 | GOVERNMENT OF SINGAPORE | 16,417,074 | 1.69 | 0 | 0.00 | 0 | 0.00 | 1.62 |
| 4 | ICICI PRUDENTIAL LIFE INSURANCE COMPANY LTD | 2,603,098 | 1.32 | 0 | 0.00 | 0 | 0.00 | 1.26 |
| 5 | NATIONAL INSURANCE COMPANY LTD | 1,179,459 | 1.15 | 0 | 0.00 | 0 | 0.00 | 1.10 |
| 6 | THE NEW INDIA ASSURANCE COMPANY LIMITED | 1,784,980 | 1.11 | 0 | 0.00 | 0 | 0.00 | 1.06 |
| | TOTAL | 213531970 | 21.99 | 0 | 0.00 | 0 | 0.00 | 21.06 |



(1) (c) (ii) **Statement showing holding of securities (including shares, warrants, convertible securities) of persons (together with PAC) belonging to the category "Public" and holding more than 5% of the total number of shares of the company**

| Sr. No. (I) | Name of the shareholder (II) | Details of Shares held | | | Details of warrants | | | Details of convertible securities | | | Total shares (including underlying shares assuming full conversion of warrants and convertible securities) as a % of diluted share capital |
|-------------|-------------------------------------|------------------------|--|----------------------|--|------------------------------------|---|-----------------------------------|-------------|--------------|--|
| | | No. of Shares held | Shares as a percentage of total number of shares (i.e. Grand Total (A)+(B)+(C) indicated in Statement at para (I) (a) above) | No. of warrants held | As a % of total number of warrants of the same class | No. of convertible securities held | % w.r.t. total number of convertible securities of same class | | | | |
| 1 | LIFE INSURANCE CORPORATION OF INDIA | 145 657 247 | 14.98 | 0 | 0.00 | 0 | 0.00 | 0 | 0.00 | 14.98 | |
| | TOTAL | 145 657 247 | 14.98 | 0 | 0.00 | 0 | 0.00 | 0 | 0.00 | 14.98 | |

(1) (d) **Statement showing details of locked-in shares**

| Sr. No. | Name of the Shareholder | Number of locked-in shares | Locked-in shares as a (%) percentage of total number of shares (i.e., Grand Total (A)+(B)+(C) indicated in Statement at para (I)(a) above) | Promoter / Promoter Group / Public |
|---------|-------------------------|----------------------------|--|------------------------------------|
| 1 | TATA SONS LTD | 27000000 | 2.78 | PROMOTER |
| | TOTAL | 27000000 | 2.78 | |

(II) (a) **Statement showing details of Depository Receipts (DRs)**

| Sr. No. | Type of outstanding DR (ADRs, GDRs, SDRs, etc.) | Number of outstanding DRs | Number of shares underlying outstanding DRs | Shares underlying outstanding DRs as a percentage of total number of shares (i.e., Grand Total (A)+(B)+(C) indicated in statement at para (I) (a) above) |
|---------|--|---------------------------|---|--|
| 1 | GDR HELD BY CITIBANK N A NEW YORK NVADR DEPARTMENT | 21738923 | 21738923 | 2.24 |
| | TOTAL | 21738923 | 21738923 | 2.24 |

(II) (b) **Statement showing holding of Depository Receipts (DRs), where underlying shares held by 'Promoter / Promoter Group' are in excess of 1% of the total number of shares**

| Sr. No. | Name of the DR Holder | Type of outstanding DR (ADRs, GDRs, SDRs, etc.) | Number of shares underlying outstanding DRs | Shares underlying outstanding DRs as a percentage of total number of shares (i.e., Grand Total (A)+(B)+(C) indicated in statement at para (I)(a) above) |
|---------|-----------------------|---|---|---|
| | TOTAL | | 0 | 0.00 |



(III) (a) Statement showing the voting pattern of shareholders, if more than one class of shares / securities is issued by the issuer.
Quarter Ended : 31st March 2013
Name of the Company : TATA STEEL LIMITED
Scrip Code : 500470

| Category code (I) | Category of Shareholder (II) | Number of Voting Rights held in each class of securities | | | Total Voting Rights (III+IV+ V) | Total Voting Rights i.e. (VI) | |
|----------------------|--|---|-----------------|----------------|---|--|--|
| | | Class X (III) | Class Y (IV) | Class Z (V) | | As a percentage of (A+B) (VI) | As a percentage of (A+B+C) (VII) |
| (A) | Shareholding of Promoter and Promoter Group | | | | | | |
| (1) | Indian | | | | | | |
| | Individuals / Hindu Undivided | | | | | | |
| (a) | Family | | | | | | |
| (b) | Central Government / State Governments(s) | | | | | | |
| (c) | Bodies Corporate | | | | | | |
| (d) | Financial Institutions / Banks | | | | | | |
| (e) | Any Other (Trust) | | | | | | |
| | Sub-Total (A) (1) | 0 | 0 | 0 | 0.00 | 0.00 | 0.00 |
| (2) | Foreign | | | | | | |
| (a) | Individuals (Non-Resident Individuals / Foreign Individuals) | | | | | | |
| (b) | Bodies Corporate | | | | | | |
| (c) | Institutions | | | | | | |
| (d) | Any Other (specify) | | | | | | |
| | Sub-Total (A) (2) | 0 | 0 | 0 | 0.00 | 0.00 | 0.00 |
| | Total Shareholding of Promoter and | 0 | 0 | 0 | 0.00 | 0.00 | 0.00 |
| (B) | Public Shareholding | | | | | | |
| (1) | Institutions | | | | | | |
| (a) | Mutual Funds / UII | | | | | | |
| (b) | Financial Institutions / Banks | | | | | | |
| (c) | Central Government / State Governments(s) | | | | | | |
| (d) | Venture Capital Funds | | | | | | |
| (e) | Insurance Companies | | | | | | |
| (f) | Foreign Institutional Investors | | | | | | |
| (g) | Foreign Venture Capital Investors | | | | | | |
| (h) | Any Other (specify) | | | | | | |
| | Sub-Total (B) (1) | 0 | 0 | 0 | 0.00 | 0.00 | 0.00 |
| (2) | Non-Institutions | | | | | | |
| (a) | Bodies Corporate | | | | | | |
| (b) | Individuals - | | | | | | |
| i | Individual shareholders holding nominal share capital upto Rs. 1 | | | | | | |
| ii | Individual shareholders holding nominal share capital in excess of Rs. 1 lakh | | | | | | |
| (c) | Any Other (specify) | | | | | | |
| i | Trusts | | | | | | |
| ii | Foreign Corporate Bodies | | | | | | |
| | Sub-total (B) (2) | 0 | 0 | 0 | 0.00 | 0.00 | 0.00 |
| | Total Public Shareholding (B) = (B)(1)+(B)(2) | 0 | 0 | 0 | 0.00 | 0.00 | 0.00 |
| | TOTAL (A)+(B) | 0 | 0 | 0 | 0.00 | 0.00 | 0.00 |
| (C) | Shares held by Custodians and against which Depository Receipts have been issued | | | | | | |
| | GRAND TOTAL (A)+(B)+(C) | 0 | 0 | 0 | 0.00 | 0.00 | 0.00 |

Note

Only one class of Securities is issued by the Company, hence column (III) (a) is not applicable



CLAUSE 35 OF EQUITY LISTING AGREEMENT

(post)

(l) (a) Statement showing Shareholding Pattern

| Name of the Company: | | TATA STEEL LIMITED | |
|---|-------------------------------------|---|--|
| Scrip Code, Name of the scrip, class of security: | | 500470 | |
| As on | | 1st April 2013 (post) | |
| Partly paid-up shares:- | No. of partly paid-up shares | As a % of total no. of partly paid-up shares | As a % of total no. of shares of the company |
| Held by Promoter / Promoters Group | 0 | 0.00 | 0.00 |
| Held by public | 0 | 0.00 | 0.00 |
| Total | No. of outstanding | As a % of total No. of | As a % of total no. of |
| Outstanding convertible securities:- | No. of outstanding | As a % of total No. of | As a % of total no. of |
| Held by Promoter / Promoters Group | 0 | 0.00 | 0.00 |
| Held by public* | 5,469.35 | 100.00 | 4.19 |
| FCCBs | 5,469.35 | 100.00 | 4.19 |
| Total | | | |
| <i>*FCCBs These represent 42596510 underlying shares for outstanding Foreign Currency Convertible Bonds issued by the company in November 2009 aggregating to US\$ 546.935 Million. The FCCBs are convertible at any time on and after 31 December 2009 up to 11 November 2014 by holders of Exchange Bonds at a conversion price of Rs. 595.2578/share and at a fixed US\$/INR conversion rate of 46.36.</i> | | | |
| Warrants:- | No. of warrants | As a % of total no. of warrants | As a % of total no. of shares of the company, |
| Held by Promoter / Promoters Group | 0 | 0.00 | 0.00 |
| Held by public | 0 | 0.00 | 0.00 |
| Total | 0 | 0.00 | 0.00 |
| Total paid-up capital of the company assuming full conversion convertible securities | | 1015552486 | |

| Category code (I) | Category of Shareholder (II) | Number of shareholders (III) | Total number of shares (IV) | Number of shares held in dematerialised form (V) | Total Shareholding as a percentage of total number of shares | | Shares pledged or otherwise encumbered | |
|-------------------|---|------------------------------|-----------------------------|--|--|----------------------------------|--|--|
| | | | | | As a percentage of (A+B) (VI) | As a percentage of (A+B+C) (VII) | Number of shares (VIII) | As a Percentage (IX)=(VIII) / (IV)*100 |
| (A) | Shareholding of Promoter and Promoter Group | | | | | | | |
| (1) | Indian | | | | | | | |
| (a) | Individuals / Hindu Undivided Family | 0 | 0 | 0 | 0.00 | 0.00 | 0 | 0 |
| (b) | Central Government / State Governments(s) | 0 | 0 | 0 | 0.00 | 0.00 | 0 | 0 |
| (c) | Bodies Corporate | 22 | 303482902 | 303482337 | 31.90 | 31.19 | 20000000 | 6.59 |
| (d) | Financial Institutions / Banks | 0 | 0 | 0 | 0.00 | 0.00 | 0 | 0 |
| (e) | Any Other (Trust) | 2 | 1031460 | 1031460 | 0.11 | 0.11 | 0 | 0 |
| | Sub-Total (A) (1) | 24 | 304514362 | 304513797 | 32.01 | 31.30 | 20000000 | 6.57 |
| (2) | Foreign | | | | | | | |
| (a) | Individuals (Non-Resident Individuals / Foreign Individuals) | 0 | 0 | 0 | 0.00 | 0.00 | 0 | 0 |
| (b) | Bodies Corporate | 0 | 0 | 0 | 0.00 | 0.00 | 0 | 0 |
| (c) | Institutions | 0 | 0 | 0 | 0.00 | 0.00 | 0 | 0 |
| (d) | Qualified Foreign Investor | 0 | 0 | 0 | 0.00 | 0.00 | 0 | 0 |
| (e) | Any Other (specify) | 0 | 0 | 0 | 0.00 | 0.00 | 0 | 0 |
| | Sub-Total (A) (2) | 0 | 0 | 0 | 0.00 | 0.00 | 0 | 0 |
| | Total Shareholding of Promoter and Promoter Group | 24 | 304514362 | 304513797 | 32.01 | 31.30 | 20000000 | 6.57 |
| (B) | Public Shareholding | | | | | | | |
| (1) | Institutions | | | | | | | |
| (a) | Mutual Funds / UTI | 310 | 32827832 | 32768397 | 3.45 | 3.37 | | |
| (b) | Financial Institutions / Banks | 378 | 4994683 | 4784583 | 0.53 | 0.51 | | |
| (c) | Central Government / State Governments(s) | 8 | 156141 | 44864 | 0.02 | 0.02 | | |
| (d) | Venture Capital Funds | 0 | 0 | 0 | 0.00 | 0.00 | | |
| (e) | Insurance Companies | 150 | 226774663 | 226773438 | 23.84 | 23.31 | | N.A. |
| (f) | Foreign Institutional Investors | 514 | 134529837 | 134502111 | 14.14 | 13.83 | | |
| (g) | Foreign Venture Capital Investors | 0 | 0 | 0 | 0.00 | 0.00 | | |
| (h) | Qualified Foreign Investor | 0 | 0 | 0 | 0.00 | 0.00 | | |
| (i) | Any Other (specify) | | | | | | | |
| (i - 1) | Foreign Institutional Investors - DR | 2 | 202065 | 202065 | 0.02 | 0.02 | | |
| (i - 2) | Foreign Bodies - DR | 1 | 16379 | 16379 | 0.00 | 0.00 | | |
| (i - 3) | Foreign National - DR | 1 | 450 | 450 | 0.00 | 0.00 | | |
| | Sub-Total (B) (1) | 1364 | 399502050 | 399092287 | 42.00 | 41.06 | 0.00 | 0.00 |
| (2) | Non-Institutions | | | | | | | |
| (a) | Bodies Corporate | 8138 | 28397697 | 22924284 | 2.99 | 2.92 | | |
| (b) | Individuals - | | | | | | | |
| i | Individual shareholders holding nominal share capital upto Rs. 1 lakh | 1105838 | 191107288 | 165387328 | 20.09 | 19.64 | | N.A. |
| ii | Individual shareholders holding nominal share capital in excess of Rs. 1 lakh | 1,270 | 27,690,031 | 25,259,925 | 2.91 | 2.85 | | |

TRUE COPY

TATA STEEL LIMITED

(A. ANJENEYAN)

COMPANY SECRETARY & CHIEF OF COMPLIANCE

| | | | | | | | | |
|--|--|----------------|------------------|------------------|---------------|---------------|-----------------|-------------|
| (c) | Qualified Foreign Investor | 0 | 0 | 0 | 0.00 | 0.00 | | |
| (d) | Any Other (specify) | | | | | | | |
| i | Foreign Corporate Bodies | 6 | 5625 | 4500 | 0.00 | 0.00 | | |
| Sub-total (B) (2) | | 1115252 | 247200641 | 213576037 | 25.99 | 25.41 | 0.00 | 0.00 |
| Total Public Shareholding (B) = (B)(1)+(B)(2) | | 1116616 | 646702691 | 612668324 | 67.99 | 66.47 | 0.00 | 0.00 |
| TOTAL (A)+(B) | | 1116640 | 951217053 | 917182121 | 100.00 | 97.77 | 20000000 | 2.10 |
| (C) | Shares held by Custodians and against which Depository Receipts have been issued | | | | | | | |
| (1) | Promoter and Promoter Group | 0 | 0 | 0 | | 0.00 | | |
| (2) | Public | 1 | 21738923 | 21738923 | | 2.23 | | |
| GRAND TOTAL (A)+(B)+(C) | | 1116641 | 972955976 | 938921044 | | 100.00 | 20000000 | 2.06 |



CLAUSE 35 OF EQUITY LISTING AGREEMENT
Name of the Company : TATA STEEL LIMITED
As on : 1st April 2013 (post)
Scrip Code : 500470

(1) (b) Statement showing holding of securities (including shares, warrants, convertible securities) of persons belonging to the category "Promoter and Promoter Group"

| Sr. No. (I) | Name of the shareholder (II) | Details of Shares held | | Encumbered Share | | | Details of warrants | | Details of convertible securities | | Total shares (including underlying shares assuming full conversion of warrants and convertible securities) as a % of diluted share capital (XII) |
|-------------|-------------------------------------|--------------------------|--|----------------------|--|--|-----------------------------|---|--|---|--|
| | | No. of Shares held (III) | As a % of Grand Total (A)+(B)+(C) (IV) | Number of Shares (V) | As a % of Percentage (VI)=(V)/(III) *100 | As a % of grand total (A)+(B)+(C) of sub-clause (I)(a) (VII) | No. of warrants held (VIII) | As a % of total warrants of the same class (IX) | No. of convertible securities held (X) | As a % of total convertible securities of same class (XI) | |
| 1 | TATA SONS LIMITED | 288898245 | 29.69 | 200000000 | 6.92 | 2.06 | 0 | 0.00 | 0 | 0.00 | 28.45 |
| 2 | TATA MOTORS LIMITED | 4432497 | 0.46 | 0 | 0.00 | 0.00 | 0 | 0.00 | 0 | 0.00 | 0.44 |
| 3 | TATA CHEMICALS LTD | 2491977 | 0.26 | 0 | 0.00 | 0.00 | 0 | 0.00 | 0 | 0.00 | 0.25 |
| 4 | TATA INVESTMENT CORPORATION LIMITED | 3385885 | 0.35 | 0 | 0.00 | 0.00 | 0 | 0.00 | 0 | 0.00 | 0.33 |
| 5 | EWART INVESTMENTS LIMITED | 1795142 | 0.18 | 0 | 0.00 | 0.00 | 0 | 0.00 | 0 | 0.00 | 0.18 |
| 6 | RUJUVALIKA INVESTMENTS LIMITED | 1168393 | 0.12 | 0 | 0.00 | 0.00 | 0 | 0.00 | 0 | 0.00 | 0.11 |
| 7 | SIR DORABJI TATA TRUST | 842460 | 0.09 | 0 | 0.00 | 0.00 | 0 | 0.00 | 0 | 0.00 | 0.08 |
| 8 | SHEBA PROPERTIES LIMITED | 491542 | 0.05 | 0 | 0.00 | 0.00 | 0 | 0.00 | 0 | 0.00 | 0.05 |
| 9 | TATA INDUSTRIES LIMITED | 791675 | 0.08 | 0 | 0.00 | 0.00 | 0 | 0.00 | 0 | 0.00 | 0.08 |
| 10 | SIR RATAN TATA TRUST | 189000 | 0.02 | 0 | 0.00 | 0.00 | 0 | 0.00 | 0 | 0.00 | 0.02 |
| 11 | TATA GLOBAL BEVERAGES LTD | 12021 | 0.00 | 0 | 0.00 | 0.00 | 0 | 0.00 | 0 | 0.00 | 0.00 |
| 12 | TITAN INDUSTRIES LIMITED | 2025 | 0.00 | 0 | 0.00 | 0.00 | 0 | 0.00 | 0 | 0.00 | 0.00 |
| 13 | TATA CAPITAL LIMITED | 13500 | 0.00 | 0 | 0.00 | 0.00 | 0 | 0.00 | 0 | 0.00 | 0.00 |
| | TOTAL | 304514362 | 31.30 | 200000000 | 6.57 | 2.06 | 0 | 0.00 | 0 | 0.00 | 29.99 |

#TATA AIA LIFE INSURANCE COMPANY LIMITED is not considered part of Promoter Group holds 22,41,352 Ordinary Shares representing 0.23% of the paidup Ordinary Share Capital. Accordingly, holding of Tata AIA Life Insurance Company Ltd. is included under Public Shareholding under the head "Institutions"-Insurance Companies

(1) (c) (i) Statement showing holding of securities (including shares, warrants, convertible securities) of persons belonging to the category "Public" and holding more than 1% of the total number of shares

| Sr. No. (I) | Name of the shareholder (II) | Details of Shares held | | Details of warrants | | Details of convertible securities | | Total shares (including underlying shares assuming full conversion of warrants and convertible securities) as a % of diluted share capital |
|-------------|---|------------------------|--|----------------------|--|------------------------------------|---|--|
| | | No. of Shares held | Shares as a percentage of total number of shares (i.e. Grand Total (A)+(B)+(C) indicated in Statement at para (I) (a)) | No. of warrants held | As a % of total number of warrants of the same class | No. of convertible securities held | % w.r.t. total number of convertible securities of same class | |
| 1 | LIFE INSURANCE CORPORATION OF INDIA | 145,467,247 | 14.95 | 0 | 0.00 | 0 | 0.00 | 14.32 |
| 2 | HDFC TRUSTEE COMPANY LIMITED | 16,880,099 | 1.73 | 0 | 0.00 | 0 | 0.00 | 1.66 |
| 3 | GOVERNMENT OF SINGAPORE | 16,417,074 | 1.69 | 0 | 0.00 | 0 | 0.00 | 1.62 |
| 4 | ICICI PRUDENTIAL LIFE INSURANCE COMPANY LTD | 12,803,098 | 1.32 | 0 | 0.00 | 0 | 0.00 | 1.26 |
| 5 | NATIONAL INSURANCE COMPANY LTD | 11,179,459 | 1.15 | 0 | 0.00 | 0 | 0.00 | 1.10 |
| 6 | THE NEW INDIA ASSURANCE COMPANY LIMITED | 10,784,993 | 1.11 | 0 | 0.00 | 0 | 0.00 | 1.06 |
| | TOTAL | 213531970 | 21.95 | 0 | 0.00 | 0 | 0.00 | 21.02 |



(I) (c) (ii) **Statement showing holding of securities (including shares, warrants, convertible securities) of persons (together with PAC) belonging to the category "Public" and holding more than 5% of the total number of shares of the company**

| Sr. No. (I) | Name of the shareholder (II) | Details of Shares held | | Details of warrants | | Details of convertible securities | | Total shares (including underlying shares assuming full conversion of warrants and convertible securities) as a % of diluted share capital |
|-------------|-------------------------------------|------------------------|--|----------------------|--|------------------------------------|---|--|
| | | No. of Shares held | Shares as a percentage of total number (i.e. Grand Total (A)+(B)+(C) indicated in Statement at para (I) (a) above} | No. of warrants held | As a % of total number of warrants of the same class | No. of convertible securities held | % w.r.t. total number of convertible securities of same class | |
| 1 | LIFE INSURANCE CORPORATION OF INDIA | 145,467,247 | 14.95 | 0 | 0.00 | 0 | 0.00 | 14.32 |
| | TOTAL | 145,467,247 | 14.95 | 0 | 0.00 | 0 | 0.00 | 14.32 |

(I) (d) **Statement showing details of locked-in shares**


| Sr. No. | Name of the Shareholder | Number of locked-in shares | Locked-in shares as a (%) percentage of total number of shares (i.e. Grand Total (A)+(B)+(C) indicated in Statement at para (I)(a) above} | Promoter / Promoter Group / Public |
|---------|-------------------------|----------------------------|---|------------------------------------|
| 1 | TATA SONS LTD | 27000000 | 2.78 | PROMOTER |
| | TOTAL | 27000000 | 2.78 | |

(II) (a) **Statement showing details of Depository Receipts (DRs)**

| Sr. No. | Type of outstanding DR (ADRs, GDRs, SDRs, etc.) | Number of outstanding DRs | Number of shares underlying outstanding DRs | Shares underlying outstanding DRs as a percentage of total number of shares (i.e. Grand Total (A)+(B)+(C) indicated in statement at para (I) (a) above) |
|---------|---|---------------------------|---|---|
| 1 | GDR HELD BY CITIBANK N.A. NEW YORK NYADR DEPARTMENT | 21738923 | 21738923 | 2.23 |
| | TOTAL | 21738923 | 21738923 | 2.23 |

(II) (b) **Statement showing holding of Depository Receipts (DRs), where underlying shares held by 'Promoter / Promoter Group' are in excess of 1% of the total number of shares**

| Sr. No. | Name of the DR Holder | Type of outstanding DR (ADRs, GDRs, SDRs, etc.) | Number of shares underlying outstanding DRs | Shares underlying outstanding DRs as a percentage of total number of shares (i.e. Grand Total (A)+(B)+(C) indicated in statement at para (I)(a) above) |
|---------|-----------------------|---|---|--|
| | TOTAL | 0 | NIL | 0.00 |




(III) (a) Statement showing the voting pattern of shareholders, if more than one class of shares / securities is issued by the issuer.
As on : 1st April 2013 (post)
Name of the Company : TATA STEEL LIMITED
Scrip Code : 500470


| Category code (I) | Category of Shareholder (II) | Number of Voting Rights held in each class of securities | | | Total Voting Rights (III+IV+V) | Total Voting Rights i.e. (VI) | |
|-------------------|--|--|--------------|-------------|--------------------------------|-------------------------------|----------------------------------|
| | | Class X (III) | Class Y (IV) | Class Z (V) | | As a percentage of (A+B) (VI) | As a percentage of (A+B+C) (VII) |
| (A) | Shareholding of Promoter and Promoter Group | | | | | | |
| (1) | Indian | | | | | | |
| | Individuals / Hindu Undivided | | | | | | |
| (a) | Family | | | | | | |
| (b) | Central Government / State Governments(s) | | | | | | |
| (c) | Bodies Corporate | | | | | | |
| (d) | Financial Institutions / Banks | | | | | | |
| (e) | Any Other (Trust) | | | | | | |
| | Sub-Total (A) (1) | 0 | 0 | 0 | 0.00 | 0.00 | 0.00 |
| (2) | Foreign | | | | | | |
| (a) | Individuals (Non-Resident Individuals / Foreign Individuals) | | | | | | |
| (b) | Bodies Corporate | | | | | | |
| (c) | Institutions | | | | | | |
| (d) | Any Other (specify) | | | | | | |
| | Sub-Total (A) (2) | 0 | 0 | 0 | 0.00 | 0.00 | 0.00 |
| | Total Shareholding of Promoter and | 0 | 0 | 0 | 0.00 | 0.00 | 0.00 |
| (B) | Public Shareholding | | | | | | |
| (1) | Institutions | | | | | | |
| (a) | Mutual Funds / UTI | | | | | | |
| (b) | Financial Institutions / Banks | | | | | | |
| (c) | Central Government / State Governments(s) | | | | | | |
| (d) | Venture Capital Funds | | | | | | |
| (e) | Insurance Companies | | | | | | |
| (f) | Foreign Institutional Investors | | | | | | |
| (g) | Foreign Venture Capital Investors | | | | | | |
| (h) | Any Other (specify) | | | | | | |
| | Sub-Total (B) (1) | 0 | 0 | 0 | 0.00 | 0.00 | 0.00 |
| (2) | Non-Institutions | | | | | | |
| (a) | Bodies Corporate | | | | | | |
| (b) | Individuals - | | | | | | |
| | i Individual shareholders holding nominal share capital upto Rs. 1 | | | | | | |
| | ii Individual shareholders holding nominal share capital in excess of Rs. 1 lakh | | | | | | |
| (c) | Any Other (specify) | | | | | | |
| | i Trusts | | | | | | |
| | ii Foreign Corporate Bodies | | | | | | |
| | Sub-total (B) (2) | 0 | 0 | 0 | 0.00 | 0.00 | 0.00 |
| | Total Public Shareholding (B) = (B)(1)+(B)(2) | 0 | 0 | 0 | 0.00 | 0.00 | 0.00 |
| | TOTAL (A)+(B) | 0 | 0 | 0 | 0.00 | 0.00 | 0.00 |
| (C) | Shares held by Custodians and against which Depository Receipts have been issued | | | | | | |
| | GRAND TOTAL (A)+(B)+(C) | 0 | 0 | 0 | 0.00 | 0.00 | 0.00 |

Note

Only one class of Securities is issued by the Company, hence column (III) (a) is not applicable



Annexure 6b



Mr.K.Hari
Manager - Listing
The National Stock Exchange of India Ltd.
5 Exchange Plaza,
Bandra Kurla Complex, Bandra (E)
Mumbai - 400 051.

Mr. S.T.Gerela
CEO - Clearing & Settlement
Bombay Stock Exchange Limited
Phiroze Jeejeebhoy Towers
Dalal Street
Mumbai 400 001

Stock Code - TATAMETALI & TAME14

Stock Code - 513434

TML: 3856 :2013

April 19, 2013

Dear Sir,


Ref : Shareholding Pattern

Further to our letter no. TML:3850:2013 dated April 4, 2013, we enclose herewith the revised Shareholding Pattern of the Company for the quarter ended 31st March, 2013 as required under the amended clause 35 of the Listing Agreement as there were some inadvertent mistakes in the return already submitted which did not come to our notice in the past.

We therefore request you to kindly consider the attached revised shareholding pattern for your record and ignore the earlier one.

Thanking you,

Yours faithfully,
For Tata Metaliks Limited


(Sankar Bhattacharya)
Chief - Corp.Gov. & Company Secretary

Encl. as above

CERTIFIED TO BE TRUE COPY
For **TATA METALIKS LIMITED**


Sankar Bhattacharya
Chief of Corporate Governance
& Company Secretary

TATA METALIKS LIMITED


Tata Centre 43 Jawaharlal Nehru Road Kolkata 700 071 India
Tel 91 33 66134205 Fax 91 33 22884372 e-mail tml@tatametaliks.co.in

Annexure - A [Page - 1/2]


CLAUSE 35 OF EQUITY LISTING AGREEMENT

(I) (a) STATEMENT SHOWING SHAREHOLDING PATTERN

| | | | |
|--|-------------------------------|---|--|
| Name of the Company (Scrip) : | | TATA METALIKS LIMITED | |
| Class of Security: | | EQUITY | |
| Scrip Code : (BSE) | | 513434 | NSE TATAMETALI |
| Quarter Ended: | | March 31, 2013 | |
| (I) | (II) | (III) | (IV) |
| Partly paid-up shares:- | No. of partly paid-up shares | As a % of total no. of partly paid-up shares | As a % of total no. of shares of the company |
| Held by promoter/promoters group | | | |
| Held by public | | | |
| <i>Total :</i> | 0 | 0 | 0.000 |
| Outstanding convertible securities:- | No. of outstanding securities | As a % of total No. of outstanding convertible securities | As a % of total no. of shares of the company, assuming full conversion of the convertible securities |
| Held by promoter/promoters group | 0 | | |
| Held by public | 0 | | |
| <i>Total :</i> | 0 | 0 | 0.000 |
| Warrants:- | No. of warrants | As a % of total no. of warrants | As a % of total no. of shares of the company, assuming full conversion of warrants |
| Held by promoter/promoters group | 0 | | |
| Held by public | 0 | | |
| <i>Total :</i> | 0 | 0 | 0.000 |
| Total paid-up capital of the company assuming full conversion of warrants and convertible securities | 25,288,000 | 100% | 252,880,000.00 |



CERTIFIED TO BE TRUE COPY
For **TATA METALIKS LIMITED**


 Sankar Bhattacharya
 Chief of Corporate Governance
 & Company Secretary

Annexure - A [Page - 2/2]

CLAUSE 35 OF EQUITY LISTING AGREEMENT


(I) (a) STATEMENT SHOWING SHAREHOLDING PATTERN

| Name of the Company (Scrip) : | | TATA METALIKS LIMITED | | | Class of Security: | | EQUITY | |
|-------------------------------|--|-----------------------|------------------------|--|---|----------------------------|--|-----------------------|
| Scrip Code : | | BSE | 513434 | NSE | TATAMETALI | | | |
| Quarter Ended: | | March 31, 2013 | | | | | | |
| Category Code | Category of Shareholder | No of Share holders | Total Number of Shares | No of Shares held in dematerialized form | Total shareholding as a % of total number of shares | | Shares pledged or otherwise encumbered | |
| | | | | | As a percentage of (A+B) | As a percentage of (A+B+C) | Number of shares | As a percentage |
| (I) | (II) | (III) | (IV) | (V) | (VI) | (VII) | (VIII) | (IX)= (VIII)/(IV)*100 |
| (A) | Promoter and Promoter Group | | | | | | | |
| (1) | INDIAN | | | | | | | |
| (a) | Indian Individuals/ Hindu Undivided Family | 0 | 0 | 0 | 0.000 | 0.000 | | 0.000 |
| (b) | Central Government/ State Government(s) | | 0 | | 0.000 | 0.000 | | |
| (c) | Body Corporates | 2 | 12667590 | 12667590 | 50.093 | 50.093 | | 0.000 |
| (d) | Financial Institutions / Banks | | | | 0.000 | 0.000 | | |
| (e) | Any Other | | | | 0.000 | 0.000 | | |
| | Sub Total (A) (1) | 2 | 12667590 | 12667590 | 50.093 | 50.093 | 0 | 0.000 |
| (2) | Foreign | | | | | | | |
| a | Individuals (Non Resident Individuals / Foreign Individuals) | 0 | 0 | 0 | 0.000 | 0.000 | | |
| b | Bodies Corporate | 0 | 0 | 0 | 0.000 | 0.000 | | |
| c | Institutions | | | | | | | |
| d | Qualified Foreign Investor | | | | | | | |
| e | Any Other | | | | | 0.000 | | |
| | Sub Total (A) (2) | 0 | 0 | 0 | 0.000 | 0.000 | | |
| | Total Shareholding of Promoter and Promoter Group A= (A)(1) + (A)(2) | 2 | 12667590 | 12667590 | 50.093 | 50.093 | 0 | 0.000 |
| (B) | Public Shareholding | | | | | | | |
| (1) | Institutions | | | | | | N.A | N.A |
| a | Mutual Funds & UTI | 3 | 500 | 0 | 0.002 | 0.002 | | |
| b | Financial Institutions / Banks | 5 | 19645 | 19545 | 0.078 | 0.078 | | |
| c | Central Government /State Government(s). | 1 | 250000 | 250000 | 0.989 | 0.989 | | |
| d | Venture Capital Funds | | | | 0.000 | 0.000 | | |
| e | Insurance Companies | 2 | 591451 | 591451 | 2.339 | 2.339 | | |
| f | Foreign Institutional Investors (SEBI-registered) | 3 | 15462 | 14962 | 0.061 | 0.061 | | |
| g | Foreign Venture Capital Investors | | | | 0.000 | 0.000 | | |
| h | Qualified Foreign Investor | | | | | | | |
| i | Any Others | | | | 0.000 | 0.000 | | |
| | Sub Total (B) (1) | 14 | 877058 | 875958 | 3.468 | 3.468 | 0 | 0.000 |
| (2) | Non Institutions | | | | | | N.A | N.A |
| a | Bodies Corporate | 558 | 1421911 | 1412911 | 5.623 | 5.623 | | |
| b | i) Individuals shareholders holding nominal share capital up to Rs. 1 Lakh | 48512 | 8555734 | 6768242 | 33.833 | 33.833 | | |
| | ii) Individuals shareholders holding nominal share capital excess of Rs. 1 Lakh | 55 | 1508198 | 1508198 | 5.964 | 5.964 | | |
| c | Qualified Foreign Investor | | | | | | | |
| d | Any Others | | | | | | | |
| | NRI / OCB | 365 | 166506 | 166406 | 0.658 | 0.658 | | |
| | Trusts | 4 | 5500 | 5500 | 0.022 | 0.022 | | |
| | Clearing Members | 137 | 85503 | 85503 | 0.338 | 0.338 | | |
| | Sub Total (B) (2) | 49631 | 11743352 | 9946760 | 46.438 | 46.438 | 0 | 0.000 |
| | Total Public Shareholding B= (B)(1) + (B)(2) | 49645 | 12620410 | 10822718 | 49.907 | 49.907 | 0 | 0.000 |
| | Total Public Shareholding (A) + (B) | 49647 | 25288000 | 23490308 | 100.000 | 100.000 | 0 | 0.000 |
| (C) | Shares held by Custodians and against which Depository Receipts have been issued | | | | | 0.000 | | |
| | Grand Total (A) + (B) + (C) | 49647 | 25288000 | 23490308 | 100.000 | 100.000 | 0 | 0.000 |

NOTE :

CERTIFIED TO BE TRUE COPY
For **TATA METALIKS LIMITED**

Sankar Bhattacharya
Sankar Bhattacharya
Chief of Corporate Governance
& Company Secretary



Annexure II - (I) (c)(i)

| (I) (c)(i) Statement showing holding of securities (including shares, warrants, convertible securities) of persons belonging to the category "Public" and holding more than 1% of the total number of shares | | | | | | | | | |
|--|--|------------------------------|--|-------------------------|---|---------------------------------------|---|--|--|
| | | Name of the Company (Scrip): | | | TATA METALIKS LIMITED | | | | |
| | | Scrip Code: | | | 513434 (BSE) | | | | |
| | | Quarter Ended: | | | March 31, 2013 | | | | |
| SRL No. | Name Of the ShareHolder | Details of Shares held | | Details of warrants | | Details of convertible securities | | Total shares (including underlying shares assuming full conversion of warrants and convertible securities) as a % of diluted share capital | |
| | | No of Shares held | Shares as a % of total number of shares (i.e., Grand Total (A) +(B)+(C) indicated in Statement at para (I) (a) | Number of warrants held | As a % total number of warrants of the same class | Number of convertible securities held | As a % total number of convertible securities of the same class | | |
| 1 | PATTON INTERNATIONAL LTD | 346424 | 1.370% | | 0.000% | | 0.000% | 1.370% | |
| 2 | GENERAL INSURANCE CORPORATION OF INDIA | 326451 | 1.291% | | 0.000% | | 0.000% | 1.291% | |
| 3 | THE ORIENTAL INSURANCE COMPANY LTD | 265000 | 1.048% | | 0.000% | | 0.000% | 1.048% | |
| | Total: | 937875 | 3.709% | 0 | 0.000% | 0 | 0.000% | 3.709% | |

0




CERTIFIED TO BE TRUE COPY
For **TATA METALIKS LIMITED**

Sankar Bhattacharya
Sankar Bhattacharya
Chief of Corporate Governance
& Company Secretary

Annexure II - (I) (c)(ii)

(I) (c)(ii) Statement showing holding of securities (including shares, warrants, convertible securities) of persons belonging to the category "Public" and holding more than 5% of the total number of shares

| Name of the Company (Scrip) : | | TATA METALIKS LIMITED | | | | | | |
|-------------------------------|-------------------------|------------------------|--|-------------------------|---|---------------------------------------|---|--|
| | | Scrip Code : | | TATAMETALI (NSE) | | | | |
| | | 513434 (BSE) | | March 31, 2013 | | | | |
| | | Quarter Ended: | | | | | | |
| SRL No | Name Of the ShareHolder | Details of Shares held | | Details of warrants | | Details of convertible securities | | Total shares (including underlying shares assuming full conversion of warrants and convertible securities) as a % of diluted share capital |
| | | No of Shares held | Shares as a % of total number of shares (i.e., Grand Total (A) +(B)+(C) indicated in Statement at para (I) (a) | Number of warrants held | As a % total number of warrants of the same class | Number of convertible securities held | As a % total number of convertible securities of the same class | |
| | | | 0.000% | | 0.000% | | 0.000% | 0.000% |
| | | | 0.000% | | 0.000% | | 0.000% | 0.000% |
| | | | 0.000% | | 0.000% | | 0.000% | 0.000% |
| | Total: | 0 | 0.000% | 0 | 0.000% | 0 | 0.000% | 0.000% |



CERTIFIED TO BE TRUE COPY
For **TATA METALIKS LIMITED**

Sankar Bhattacharya
Sankar Bhattacharya
Chief of Corporate Governance
& Company Secretary

| Annexure II - (I) (d) | | | | |
|---|-------------------------|------------------------|--|------------------------------------|
| (1) (c) STATEMENT SHOWING details of locked-in shares | | | | |
| Name of the Company (Scrip) : | | TATA METALIKS LIMITED | | |
| Scrip Code : | | 513434 (BSE) | TATAMETALI (NSE) | |
| Quarter Ended: | | March 31, 2013 | | |
| SRL No | Name Of the ShareHolder | No of locked-in Shares | Locked-in Shares as a % of total number of shares (i.e., Grand Total (A) +(B)+ (C) indicated in Statement at para (1) (a) above) | Promoter / Promoter Group / Public |
| 1 | | | 0.00% | |
| 2 | NIL | | 0.00% | |
| 3 | | | 0.00% | |
| Total: | | 0 | 0.00% | |



CERTIFIED TO BE TRUE COPY
For **TATA METALIKS LIMITED**

Sankar Bhattacharya
Sankar Bhattacharya
Chief of Corporate Compliance
& Company Secretary

| Annexure II - (II) (a) | | | | |
|---|---|-------------------------|---|--|
| (11)(a) STATEMENT details of Depository Receipts(DRs) | | | | |
| Name of the Company (Scrip) : | | TATA METALIKS LIMITED | | |
| Scrip Code : | | 513434 (BSE) | TATAMETALI (NSE) | |
| Quarter Ended: | | March 31, 2013 | | |
| SRL No | Type of outstanding DR (ADRs, GDRs, SDRs, etc.) | Type of outstanding DRs | No of Shares underlying outstanding DRs | Shares underlying outstanding DRs as a % of total no of shares{i.e.,Grand Total (A) +(B)+(C) indicated in Statement at para (1) (a)} |
| 1 | | | | |
| 2 | NIL | | | |
| 3 | | | | |
| | Total: | | | |




CERTIFIED TO BE TRUE COPY Page 7
 For TATA METALIKS LIMITED

Sankar Bhattacharya
 Sankar Bhattacharya
 Chief of Corporate Governance
 & Company Secretary

Annexure II - (II) (b)

(II) (b) STATEMENT SHOWING HOLDING of Depository Receipts(DRs) where underlying shares are in excess of 1% of the total number of shares

| Name of the Company (Scrip) : | | TATA METALIKS LIMITED | | |
|-------------------------------|-----------------------|--|---|--|
| Scrip Code (BSE): | | 513434 (BSE) | TATAMETALI (NSE) | |
| Quarter Ended: | | March 31, 2013 | | |
| SRL No | Name Of the DR Holder | Type of otstndg DR(ADRs,GDRs,SDRs,etc) | No of Shares underlying outstanding DRs | Shares undrlying outstanding DRs as a % of total no of shares(I.e.,Grand Total (A) +(B)+ (C) indicated in Statement at para (1) (a)} |
| 1 | | | | |
| 2 | NIL | | | |
| 3 | | | | |
| Total: | | | | |



CERTIFIED TO BE TRUE COPY
For **TATA METALIKS LIMITED**


Sankar Bhattacharya
 Chief of Corporate Governance
 & Company Secretary

Annexure III - (a)

CLAUSE 35 OF EQUITY LISTING AGREEMENT

(I) (a) STATEMENT SHOWING SHAREHOLDING PATTERN

| Name of the Company (Scrip) : | | TATA METALIKS LIMITED | | | Class of Security: | | EQUITY |
|-------------------------------|--|--|----------|----------|--------------------------------|------------------------------|----------------------------|
| Scrip Code : | | BSE | 513434 | NSE | TATAMETALI | | |
| Quarter Ended: | | March 31, 2013 | | | | | |
| Category Code | Category of Shareholder | Number of Voting Rights held in each class of Securities | | | Total Voting Rights (III+IV+V) | Total Voting Rights i.e (VI) | |
| | | EQUITY (X) | Y | Z | | As a percentage of (A+B) | As a percentage of (A+B+C) |
| (I) | (II) | (III) | (IV) | (V) | (VI) | (VII) | (VIII) |
| (A) | Promoter and Promoter Group ² | | | | | | |
| (1) | INDIAN | | | | | | |
| (a) | Indian Individuals/ Hindu Undivided Family | 0 | | | 0 | 0.000 | 0.000 |
| (b) | Central Government/ State Government(s) | | 0 | | | | |
| (c) | Body Corporates | 12667590 | | | 12667590 | 50.093 | 50.093 |
| (d) | Financial Institutions / Banks | | | | | | |
| (e) | Any Other | | | | | | |
| | Sub Total (A) (1) | 12667590 | 0 | 0 | 12667590 | 50.093 | 50.093 |
| (2) | Foreign | | | | | | |
| a | Individuals (Non Resident Individuals / Foreign Individuals) | | | | | | |
| b | Bodies Corporate | 0 | | 0 | | | |
| c | Institutions | | | | | | |
| d | Qualified Foreign Investor | | | | | | |
| e | Any Other | | | | | | |
| | Sub Total (A) (2) | 0 | 0 | 0 | 0 | | |
| | Total Shareholding of Promoter and Promoter Group A= (A)(1) + (A)(2) | 12667590 | 0 | 0 | 12667590 | 50.093 | 50.093 |
| (B) | Public Shareholding | | | | | | |
| (1) | Institutions | | | | | N.A | N.A |
| a | Mutual Funds & UTI | 500 | | | 500 | 0.002 | 0.002 |
| b | Financial Institutions / Banks | 19645 | | | 19645 | 0.078 | 0.078 |
| c | Central Government /State Government(s). | 250000 | | | 250000 | 0.989 | 0.989 |
| d | Venture Capital Funds | | | | 0 | | 0.000 |
| e | Insurance Companies | 591451 | | | 591451 | 2.339 | 2.339 |
| f | Foreign Institutional Investors (SEBI-registered) | 15462 | | | 15462 | 0.061 | 0.061 |
| g | Foreign Venture Capital Investors | | | | | | |
| h | Qualified Foreign Investor | | | | | | |
| i | Any Others | | | | | | |
| | Sub Total (B) (1) | 877058 | 0 | 0 | 877058 | 3.468 | 3.468 |
| (2) | Non Institutions | | | | | N.A | N.A |
| a | Bodies Corporate | 1421911 | | | 1421911 | 5.623 | 5.623 |
| b | i) Individuals shareholders holding nominal sharecapital up to Rs. 1 Lakh | 8555734 | | | 8555734 | 33.833 | 33.833 |
| | ii) Individuals shareholders holding nominal sharecapital excess of Rs. 1 Lakh | 1508198 | | | 1508198 | 5.964 | 5.964 |
| c | Qualified Foreign Investor | | | | | | |
| d | Any Others | | | | 0 | 0.000 | 0.000 |
| | NRI / OCB | 166506 | | | 166506 | 0.658 | 0.658 |
| | Trusts | 5500 | | | 5500 | 0.022 | 0.022 |
| | Clearing Members | 85503 | | | 85503 | 0.338 | 0.338 |
| | Sub Total (B) (2) | 11743352 | 0 | 0 | 11743352 | 46.438 | 46.438 |
| | Total Public Shareholding B= (B)(1) + (B)(2) | 12620410 | 0 | 0 | 12620410 | 49.907 | 49.907 |
| | Total Public Shareholding (A) + (B) | 25288000 | 0 | 0 | 25288000 | 100.000 | 100.000 |
| (C) | Shares held by Custodians and against which Depository Receipts have been issued | | | | | | |
| | Grand Total (A) (B) + (C) | 25288000 | 0 | 0 | 25288000 | 100.000 | 100.000 |


Note: Post shareholding pattern of Tata Metaliks Limited is not applicable as it will get dissolved without winding up pursuant to the scheme of amalgamation.

NOTE :

CERTIFIED TO BE TRUE COPY
For **TATA METALIKS LIMITED**

Sankar Bhattacharya

Sankar Bhattacharya
Chief of Corporate Governance
& Company Secretary






PRE & POST SHAREHOLDING PATTERN

TATA METALIKS KUBOTA PIPES LIMITED

| Pre- Shareholding Pattern as on 10 th April 2013 | No. of Shares | Amount (Rs.) |
|---|---------------|---------------|
| Authorised Share Capital | | |
| a) <i>Equity Shares Capital</i> (@ Rs. 10 each) | 193,000,000 | 1,930,000,000 |
| b) <i>Preference Share Capital</i> (@ Rs. 100 each) | 7,00,000 | 70,000,000 |
| Issued, Subscribed and Paid-up Share Capital | | |
| c) <i>Equity Shares Capital</i> (@ Rs. 10 each) | 179,400,007 | 1,794,000,070 |
| d) <i>Preference Share Capital</i> (@ Rs. 100 each) | 700,000 | 7,00,00,000 |

Note: As on 10th April 2013, All Equity and Preference shares are being held in the name of Tata Metaliks Limited.

| Post -Shareholding Pattern | No. of Shares | Amount (Rs.) |
|--|---------------|---------------|
| Authorised Share Capital | Nil | Nil |
| Issued, Subscribed and Paid-up Share Capital | | |
| a) <i>Equity Shares Capital</i> (@ Rs. 10 each) | Nil | Nil |
| b) <i>Preference Share Capital</i> (@ Rs. 100 each) | Nil | Nil |

For & on behalf of
TATA METALIKS KUBOTA PIPES LIMITED

JYOTI PUROHIT
 (Company Secretary)

TATA METALIKS KUBOTA PIPES LIMITED

Tata Centre 43 Jawaharlal Nehru Road Kolkata 700 071 India
 Tel 91 33 66134205 Fax 91 33 22884372 e-mail tmk@tatametalikskubota.com